

Drinking Water Consumer Confidence Report for 2025

May 2026

Danielle Shuryn
Compliance Division Manger



Albuquerque Bernalillo County
Water Utility Authority

EPA Required Annual Water Quality Report



- ✓ Drinking water quality report identifying all substances that were detected in the water during the previous year
- ✓ Compares all detections to federal drinking water quality standards
- ✓ Required public notice to educate customers on water quality



Albuquerque Bernalillo County
Water Utility Authority

Outreach and Education

CONTACT THE WATER AUTHORITY

Call 842-WATR (9287) to

- Report a water or sewer emergency
- Report water was at water facilities
- Pay a bill over the phone
- Report unusual at water facilities
- Make billing inquiries

Questions about your water quality may also be emailed waterquality@abcwua.org.

En Español: Este reporte contiene información muy im

GET INVOLVED!

Want to do more to help protect local drinking water supplies? You can start by staying informed! Links to up-to-date information about watershed and source-water protection can be found at www.NMSourceWaterProtection.com.

Other opportunities for involvement include attendance at one of our monthly board meetings, where issues concerning water quality are discussed. Meetings are open to the public and held virtually or in council chambers in the basement of the City/County

DEFINITIONS

Action Level: The concentration of a contaminant which, if exceeded, triggers treatment or other requirements which a water system must follow.

Cryptosporidium is a microbial pathogen found in surface water throughout the U.S. We monitor the river for Cryptosporidium. The San Juan-Chama Drinking Water Plant was designed to provide a multi-barrier approach (pre-sedimentation, clarification, and filtration) to removing Cryptosporidium in order

Maximum Residual Disinfectant Level (MRDL): The highest level of a disinfectant allowed in drinking water. There is convincing evidence that addition of a disinfectant is necessary for control of microbial contaminants.

Maximum Residual Disinfectant Level Goal (MRDLG): The level of a drinking water disinfectant below which there is no known or expected risk to health. MRDLGs do not reflect the benefits of the use of disinfectants to control microbial contaminants.

Water System Information

- Contact Information
- Ask questions or report problems

Get Involved!

- Protect water resources
- Attend public Board meetings
- Complete lead survey

Standard Definitions

Clear explanation of terms used

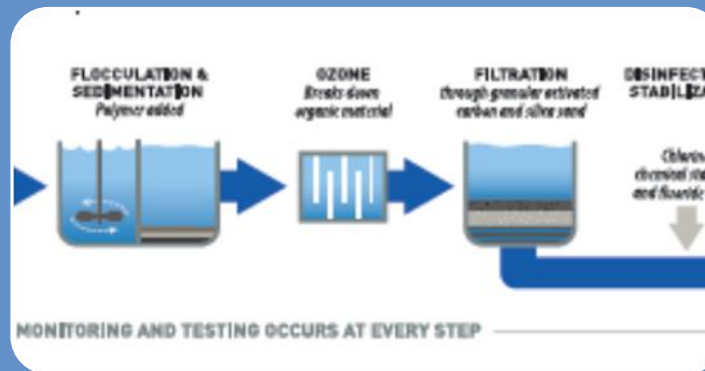


Understanding Water Supply



Where our Water Comes From

- Groundwater
- Surface water



Surface Water Treatment Processes

HOW IT'S MONITORED & TESTED

Making sure that treatment processes are working correctly requires careful monitoring by a full-time staff of trained water quality engineers, scientists, and technicians. Each year the Water Authority collects and tests more than 5,500 water samples from water storage tanks, customer taps, and the surface-water treatment plant. Some of this testing is required by the Environmental Protection Agency (EPA) and some of it is required by the state.

Required Monitoring and Testing



Albuquerque Bernalillo County
Water Utility Authority



RECENT AWARDS

**Environmental Achievement Award
(2025) National Association of Clean
Water Agencies**

**Eight-Year Directors Award for Water
Treatment (2025) American Water
Works Association**

**Five-Year Presidents Award for Superior
Finished Water Quality (2025)
American Water Works Association**

**Six-Year Directors Award for Wastewater
Treatment (2025) American Water
Works Association**

**Peak Plus Gold Award for 100% Compliance
with NPDES Permit (2025) National
Association of Clean Water Agencies**

Annual Awards for Water and Wastewater Production



Albuquerque Bernalillo County
Water Utility Authority

Required Laboratory Results

2025 COMPLIANCE MONITORING RESULTS

SUBSTANCE OR CONDITION	Source	Sam Year
As Arsenic <i>See Common Concerns at far right.</i>	Erosion of natural volcanic deposits	2025
Ba Barium	Erosion of natural deposits	2025
F- Fluoride ²	Erosion of natural deposits	2025
Gross Alpha Particle Activity	Erosion of natural deposits	2025
Nitrate	Runoff from fertilizer use	2025

2024 & 2025 UNREGULATED CONTAMINANT MONITORING

SUBSTANCE	Sample Year	Minimum Reporting Level
Lithium	2024 & 2025	10 PPB
Chloroicosafaurooxaundecanesulfonic Acid	2024 & 2025	1.70 PPT
Chlorohexadecafluorooxanonesulfonic Acid	2024 & 2025	1.70 PPT
Hexaperfluorononanoic Acid (ADONA)	2024 & 2025	1.70 PPT
Methyl Perfluorooctanesulfonamidoacetic Acid	2024 & 2025	1.80 PPT
Hexafluoropropylene Oxide Acid (GenX)	2024 & 2025	1.80 PPT
Methyl Perfluorooctanesulfonamidoacetic Acid	2024 & 2025	1.80 PPT
Perfluoro-3,5-dioxahentanoic Acid (PFDA)	2024 & 2025	1.80 PPT



Detected substances during compliance monitoring and the common source of each one

Unregulated Contaminant Monitoring Rule – UCMR5
- Lithium
-PFAS compounds

Education on types of contaminants, which are substances that can be natural or manmade

Action Level: The concentration of a contaminant which, if exceeded, triggers treatment or other requirements which a water system must follow.

Cryptosporidium is a microbial pathogen found in surface water throughout the U.S. The San Juan-Chama Drinking Water Plant was designed to provide a multi-barrier approach (pre-sedimentation, clarification, and filtration) to removing Cryptosporidium in order to meet the EPA requirements.

Locational Running Annual Average (LRAA): The average of analytical results for samples taken at a particular monitoring location during the previous four calendar quarters.

Maximum Contaminant Level (MCL): The highest level of a contaminant that is allowed in drinking water. MCLs are set as close to the MCLGs as feasible using the best available treatment technology.

Maximum Contaminant Level Goal (MCLG): The level of a contaminant in drinking water below which there is no known or expected risk to health. MCLGs allow for a margin of safety.

Maximum Residual Disinfectant Level (MRDL): The highest level of a disinfectant allowed in drinking water.

There is convincing evidence that addition of a disinfectant is necessary for control of microbial contaminants.

Maximum Residual Disinfectant Level Goal (MRDLG): The level of a drinking water disinfectant below which there is no known or expected risk to health. MRDLGs do not reflect the benefits of the use of disinfectants to control microbial contaminants.

Nephelometric Turbidity Unit (NTU): A measure of cloudiness or haziness caused by suspended solids.

Parts Per Billion (PPB): Parts per billion or micrograms per liter (ug/L). 1 PPB = 0.001 PPM. Example: one drop of water in an Olympic-size swimming pool.

Parts Per Million (PPM): Parts per million or milligrams per liter (mg/L). 1 PPM = 1,000 PPB. Example: four drops of water in a 55-gallon barrel.

Parts Per Trillion (PPT): Parts per trillion or nanogram per Liter (ng/L). 1 PPB = 1,000 PPT. Example: one grain of sugar in 10 million gallons of water.

picoCuries per liter (pCi/L): A measure of radioactivity.

Treatment Technique (TT): A required process intended to reduce the level of a contaminant in drinking water.

Definitions & Units of Measure



Albuquerque Bernalillo County
Water Utility Authority

Systemwide Detections

2025 COMPLIANCE MONITORING RESULTS (Albuquerque Water System, NM35-10701)

SUBSTANCE OR CONDITION	Source	Sample Year(s)	Detection Limit <small>Lowest amount that can be detected with available technology</small>	Minimum Detected	Average Detected System-wide	Average Detected at San Juan-Chama Drinking Water Plant	Maximum Detected	Maximum Contaminant Level (MCL)	Maximum Contaminant Level Goal (MCLG)	
As Arsenic <i>See Common Concerns at far right.</i>	Erosion of natural volcanic deposits	2025	1 PPB	Zero PPB	Zero PPB	Zero PPB	Zero PPB	10.0 PPB	Zero PPB	✓
Ba Barium	Erosion of natural deposits	2025	0.01 PPM	0.064 PPM	0.064 PPM	0.064 PPM	0.064 PPM	2 PPM	2 PPM	✓
F- Fluoride ²	Erosion of natural deposits	2025	0.10 PPM	0.46 PPM	0.46 PPM	0.46 PPM	0.46 PPM	4 PPM	4 PPM	✓
☞ Gross Alpha Particle Activity	Erosion of natural deposits	2023	0.7 - 1.0 pCi/L	Zero pCi/L	0.7 pCi/L	0.7 pCi/L	1.6 pCi/L	15 pCi/L	Zero pCi/L	✓
NO₃⁻ Nitrate	Runoff from fertilizer use; leaching from septic tanks, sewage; erosion of natural deposits	2025	0.05 PPM	0.06 PPM	0.75 PPM	0.20 PPM	3.47 PPM	10 PPM	10 PPM	✓
Ra Radium 226 + 228	Erosion of natural deposits	2023	0.01 - 0.21 pCi/L	0.02 pCi/L	0.13 pCi/L	0.04 pCi/L	0.50 pCi/L	5 pCi/L	Zero pCi/L	✓
U Uranium	Erosion of natural deposits	2023	1 PPB	Zero PPB	2.0 PPB	Zero PPB	6 PPB	30 PPB	Zero PPB	✓
C₆H₆ Total Xylenes	Gasoline, paint, varnishes, and industrial cleaning solvents	2025	0.00025 PPM	Zero PPM	0.00049 PPM	Zero PPM	0.00099 PPM	10 PPM	10 PPM	✓
Cl Chlorine	Disinfectant	2025	0.1 PPM (distribution system)	0.3 PPM	1.0 PPM	Not Applicable	1.6 PPM	4 PPM (MRDL)	4 PPM (MRDLG)	✓
			0.03 PPM (surface water)	0.8 PPM	Not Applicable	1.3 PPM	1.5 PPM	4 PPM (MRDL)	4 PPM (MRDLG)	✓
			0.03 PPM (groundwater)	TT met at 100% of sites (TT= Maintain required chlorine level or restore within 4 hours)				TT	TT	TT
☼ Turbidity <i>(cloudiness; indicates effectiveness of filtration and disinfection)</i>	Soil runoff	2025	0.002 NTU	0.03 NTU	Not Applicable	Not Applicable	0.11 NTU	1 NTU in all finished water samples, 95% of the finished water samples must be less than 0.3 NTU	Zero NTU	✓
C Total Organic Carbon	Naturally present in the environment	2025	1 PPM	Zero PPM	Not Applicable	0.7 PPM	1.4 PPM	TT	Not Applicable	✓
🦠 Total Coliform	Coliforms are bacteria that are normally present in the environment	2025	Not Applicable	Not Applicable	Not Applicable	Not Applicable	1 of 245 samples or 0.41% of samples taken in a month had detectable total coliform bacteria	Presence of coliform bacteria in 5.0% or more of samples in any month	0% of samples with detectable coliform bacteria	✓
🦠 E. coli	E.coli are bacteria that are normally present in the environment	2025	Not Applicable	Not Applicable	Not Applicable	Not Applicable	1 of 245 samples or 0.41% of samples taken in a month had detectable E. coli bacteria	A routine sample and a repeat sample are total coliform positive, and one is also fecal coliform or E.coli positive	0% of samples with detectable E. coli bacteria	✓
SUBSTANCE	Source	Sample Year	Detection Limit	Range of Results ³		Maximum LRAA	Maximum Contaminant Level (MCL) <small>Disinfection by-products are regulated based on the LRAA</small>		Maximum Contaminant Level Goal (MCLG)	
HAAs Total Haloacetic Acids (HAAs)	By-product of chlorination	2025	0.48 - 0.50 PPB	0 - 16 PPB		10.2 PPB	60 PPB		Not Applicable	✓
THMs Total Trihalomethanes (THM)	By-product of chlorination	2025	0.50 PPB	3.5 - 26.8 PPB		27.5 PPB	80 PPB		Not Applicable	✓
SUBSTANCE	Source	Sample Year	Detection Limit	90th Percentile	Number of Samples that Exceed Action Level	Maximum Detected	Action Level <small>(Compared to the concentration detected in the 90th percentile sample)</small>	Maximum Contaminant Level Goal (MCLG)		
Pb Lead <i>See Common Concerns at far right.</i>	Corrosion of household plumbing	2024	1 PPB	Zero	Zero	3 PPB	15 PPB	Zero PPB		✓
Cu Copper	Corrosion of household plumbing	2024	0.01 PPM	0.28 PPM	Zero	0.42 PPM	1.3 PPM	1.3 PPM		✓

SAFE TO DRINK PER EPA!

The Unregulated Contaminant Monitoring Rule

2024 & 2025 UNREGULATED CONTAMINANT MONITORING RESULTS

SUBSTANCE	Sample Year	Minimum Reporting Level	Range of Results	Average Detected Results
Lithium	2024 & 2025	10 PPB	12 PPB - 71 PPB	34 PPB
Chloroelcosafluorooxaundecanesulfonic Acid	2024 & 2025	1.70 PPT	Zero PPT	Zero PPT
Chlorohexadecafluorooxanonanesulfonic Acid	2024 & 2025	1.70 PPT	Zero PPT	Zero PPT
Dioxaperfluorononanoic Acid (ADONA)	2024 & 2025	1.70 PPT	Zero PPT	Zero PPT
Ethyl Perfluorooctanesulfonamidoacetic Acid	2024 & 2025	1.80 PPT	Zero PPT	Zero PPT
Hexafluoropropylene Oxide Acid (GenX)	2024 & 2025	1.80 PPT	Zero PPT	Zero PPT
Methyl Perfluorooctanesulfonamidoacetic Acid	2024 & 2025	1.80 PPT	Zero PPT	Zero PPT
Nonafluoro-3,6-dioxaheptanoic Acid (NFDHA)	2024 & 2025	1.80 PPT	Zero PPT	Zero PPT
Perfluoro(2-ethoxyethane)sulfonic Acid	2024 & 2025	1.60 PPT	Zero PPT	Zero PPT
Perfluoro-3-methoxypropanoic Acid (PFMPA)	2024 & 2025	1.80 PPT	Zero PPT	Zero PPT
Perfluoro-4-methoxybutanoic Acid (PFMBA)	2024 & 2025	1.80 PPT	Zero PPT	Zero PPT
Perfluorobutanesulfonic Acid (PFBS)	2024 & 2025	1.60 PPT	Zero PPT	Zero PPT
Perfluorobutanoic Acid (PFBA)	2024 & 2025	1.80 PPT	Zero PPT	Zero PPT
Perfluorodecane Sulfonic Acid (8:2 FTS)	2024 & 2025	1.70 PPT	Zero PPT	Zero PPT
Perfluorodecanoic Acid (PFDA)	2024 & 2025	1.80 PPT	Zero PPT	Zero PPT

SUBSTANCE	Sample Year	Minimum Reporting Level	Range of Results	Average Detected Results
Perfluorododecanoic Acid (PFDoA)	2024 & 2025	1.80 PPT	Zero PPT	Zero PPT
Perfluoroheptanesulfonic Acid (PFHpS)	2024 & 2025	1.70 PPT	Zero PPT	Zero PPT
Perfluoroheptanoic Acid (PFHpA)	2024 & 2025	1.80 PPT	Zero PPT	Zero PPT
Perfluorohexane Sulfonic Acid (4:2 FTS)	2024 & 2025	1.70 PPT	Zero PPT	Zero PPT
Perfluorohexanesulfonic Acid (PFHxS)	2024 & 2025	1.70 PPT	Zero PPT	Zero PPT
Perfluorohexanoic Acid (PFHxA)	2024 & 2025	1.80 PPT	Zero PPT	Zero PPT
Perfluorononanoic Acid (PFNA)	2024 & 2025	1.80 PPT	Zero PPT	Zero PPT
Perfluorooctane Sulfonic Acid (6:2 FTS)	2024 & 2025	1.70 PPT	Zero PPT	Zero PPT
Perfluorooctanesulfonic Acid (PFOS)	2024 & 2025	1.70 PPT	Zero PPT	Zero PPT
Perfluorooctanoic Acid (PFOA)	2024 & 2025	1.80 PPT	Zero PPT	Zero PPT
Perfluoropentanesulfonic Acid (PFPeS)	2024 & 2025	1.70 PPT	Zero PPT	Zero PPT
Perfluoropentanoic Acid (PFPeA)	2024 & 2025	1.80 PPT	Zero PPT	Zero PPT
Perfluorotetradecanoic Acid (PFTA)	2024 & 2025	1.80 PPT	Zero PPT	Zero PPT
Perfluorotridecanoic Acid (PFTrDA)	2024 & 2025	1.80 PPT	Zero PPT	Zero PPT
Perfluoroundecanoic Acid (PFUnA)	2024 & 2025	1.80 PPT	Zero PPT	Zero PPT



Lead Monitoring and Service Line Inventory

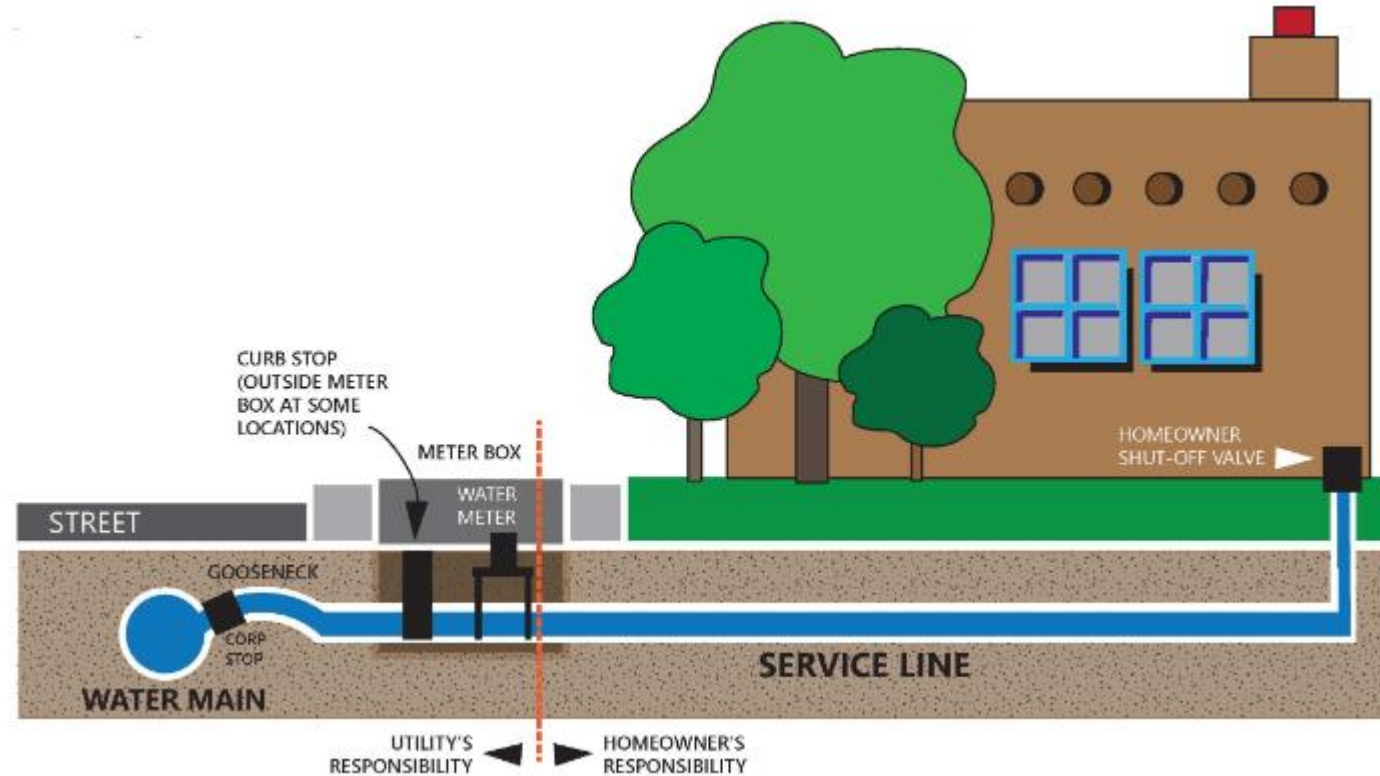
Should I be concerned about lead?

The Water Authority removes all known lead components from its water distribution system. However, the utility offers free lead and copper testing for customers concerned about their home plumbing fixtures. To schedule a test, visit www.abcwua.org/your-drinking-water-lead-sample-collection-request/

RESULTS OF 2025 CUSTOMER-REQUESTED LEAD TESTING (65 SAMPLES)

SUBSTANCE	Minimum	Maximum Detected	90th Percentile	Action Level
Pb Lead	Zero PPB	14.5 PPB	1.4 PPB	15 PPB

Here's what the EPA has to say about lead: *If present, elevated levels of lead can cause serious health problems, especially for pregnant women and young children. Lead in drinking water is primarily from materials and components associated with service lines and home plumbing. Your local Water Authority is responsible for providing high quality drinking water, but cannot control the variety of materials used in home plumbing components. When your water has been sitting for several hours, you can minimize the potential for lead exposure by flushing your tap for 30 seconds to 2 minutes before using water for drinking or cooking. If you are concerned about lead in your water, you may wish to have your water tested. Information on lead in drinking water, testing methods, and steps you can take to minimize exposure is available from the federal Safe Drinking Water Hotline (800-426-4791) or at www.epa.gov/safewater/lead.*



<https://lead-service-line-inventory-2-abcwua.hub.arcgis>

LEAD SURVEY UNDERWAY

To identify any remaining lead components in the local water system, the Water Authority is conducting an inventory of all water service lines. An interactive map showing the current inventory status, and providing an opportunity for customer feedback, can be found on the Water Authority's Lead-Safe Community website: <https://lead-service-line-inventory-2-abcwua.hub.arcgis.com/>



Albuquerque Bernalillo County
Water Utility Authority



Sign In



Lead-Safe Community

Español



through optimized corrosion control treatment.

utility and homeowner.

lead service line.



Service Line Inventory

The Water Authority has built an inventory and continues to identify service line material in its service area. Historically, lead was not commonly used in Albuquerque's water distribution infrastructure. However, the EPA Lead and Copper Rule Revisions require all water systems to classify all service lines to identify the presence of any lead.

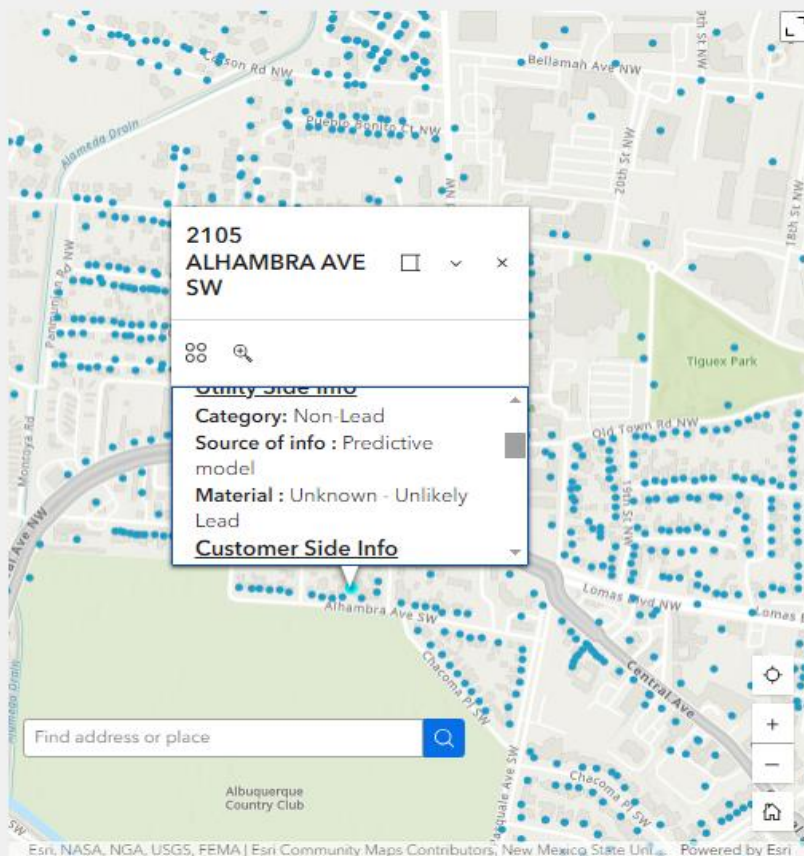
Use the search bar to find your address and your service line material.

You can help the Water Authority by filling out the survey below if you have any documentation or photographic evidence of your service line material type.

Legend

Service Line Public View

- ▲ Unknown
- Non-Lead
- Galvanized Requiring Replacement
- Lead



Service Line Inventory Website



[Water Service Line Material Survey](#)

You can submit information here if you know what your service line is made of and have documentation or photographic evidence.

[Share this card](#)

[Take Survey](#)



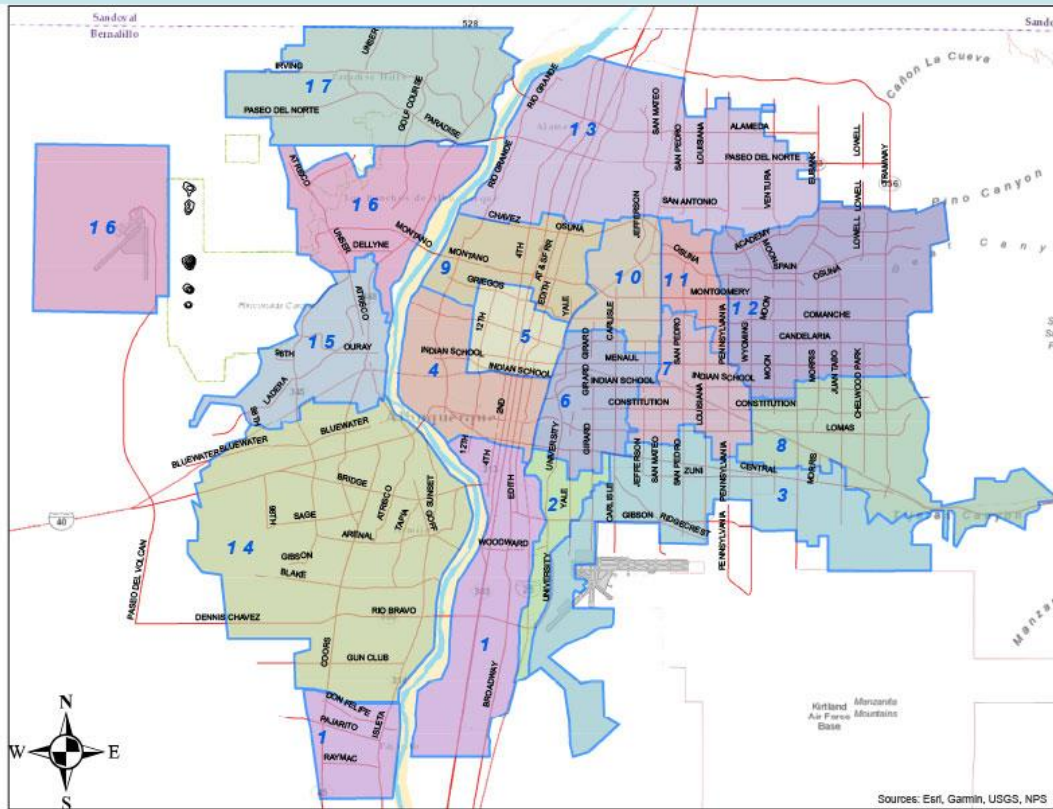
Albuquerque Bernalillo County
Water Utility Authority

Frequently Asked Questions and More Information

<https://www.abcwua.org/your-drinking-water-water-quality-by-distribution-zone/>

How to Use This Map

1. Find where you live on the map.
2. Look for the blue number/name labeling the zone bounded in blue surrounding your house. That is your distribution zone.
3. Click or tap on your distribution zone number/name for detailed reports on the water quality in your zone.



Is there arsenic in my drinking water?

All of Albuquerque's drinking water meets EPA standards for arsenic. Allowable levels of arsenic are present in some locations, mainly due to erosion of natural deposits. EPA continues to research the health effects of low levels of arsenic, which is a metal known to cause cancer in humans at high concentrations and is linked to other health effects such as skin damage and circulatory problems.

What if I am immuno-compromised?

Some people may be more vulnerable to contaminants in drinking water than the general population. Immuno-compromised persons such as persons with cancer undergoing chemotherapy, persons who have undergone organ transplants, people with HIV/AIDS or other immune system disorders, some elderly, and infants can be particularly at risk from infections. These people should seek advice about drinking water from their health care providers. EPA/Centers for Disease Control guidelines on appropriate means to lessen the risk of infection by *Cryptosporidium* and other microbial contaminants are available from the Safe Drinking Water Hotline (800-426-4791).

What about sodium?

2025 SODIUM LEVELS

SUBSTANCE		Range	Average
Na	Sodium (Compliance monitoring)	29 PPM	29 PPM
	Sodium (Special Distribution monitoring)	22-75 PPM	33 PPM

For more information about Sodium levels in the Water Authority's service area, visit www.abcwua.org and click on the Your Water tab.



Albuquerque Bernalillo County
Water Utility Authority



Questions?